




## 2012MY JEEP GRAND CHEROKEE

New Feature Highlights .....	2
Specifications	
Dimensions .....	3
Performance .....	4
Weights & Capacities .....	5
Paint Colour .....	6
Trim .....	7
Wheels & Tyres .....	8
Features & Options .....	9-12
Groups & Packages .....	13
Quick Reference Guide .....	14
Product Drill .....	15
Model Year Running Changes .....	16



[jeep.com.au](http://jeep.com.au)

## What's changed in 2012MY

### 2012MY JEEP GRAND CHEROKEE

New Feature Highlights .....	2
Specifications	
Dimensions.....	3
Performance.....	4
Weights & Capacities .....	5
Paint Colour.....	6
Trim .....	7
Wheels & Tyres .....	8
Features & Options .....	9-12
Groups & Packages.....	13
Quick Reference Guide .....	14
Product Drill.....	15
Model Year Running Changes.....	16

#### Features/Specifications:

- 5.7L engine now with 6 speed automatic 65RFE transmission
- SRT8 model with 6.4L HEMI® V8 featuring Fuel Saver Technology (MDS) and VCT high-lift camshaft for remarkable engine performance
- 3.6L Pentastar equipped vehicles now E85 (flex-fuel) compatible
- Radio
  - Media centre 430 CD/DVD/MP3/HDD (RB2) - 16.5 cm touch screen, 40 GB hard drive (28 GB available), Voice Command with Bluetooth® and Audio Jack (standard on Laredo and Limited)
  - Media centre 730N CD/DVD/HDD/NAV (RHP) - 16.5 cm touch screen, GPS navigation, 40 GB hard drive (20GB available) Voice Command with Bluetooth® and Audio Jack (Optional on Limited and Standard on Overland)
- Electro Hydraulic Power Steering for all 3.6L V6 Pentastar Engines
- Power sunroof now an available option for Laredo
- Front fixed Tow Hooks are replaced by removable Tow Eye

#### Paints:

- New colours:
  - Black Forest Green\*
  - True Blue\*
  - Winter Chill\*
  - Maximum Steel\*
  - Deep Cherry Red

\*Late availability
- Deleted colours:
  - Dark Charcoal
  - Natural Green
  - Blackberry
  - Inferno Red





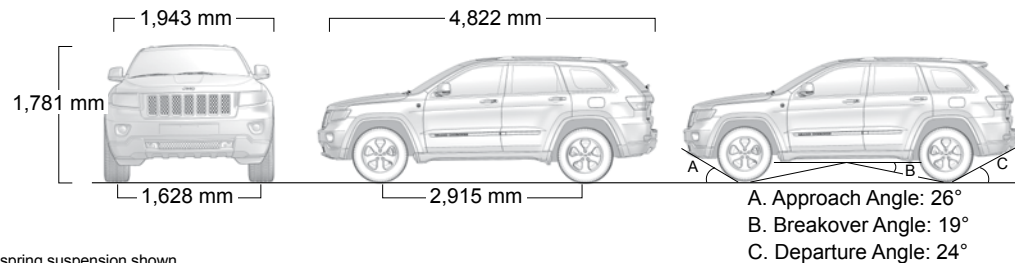
# Specifications – Dimensions

## 2012MY JEEP GRAND CHEROKEE

- New Feature Highlights .....2
- Specifications
  - Dimensions.....3
  - Performance.....4
  - Weights & Capacities .....5
  - Paint Colour.....6
  - Trim .....7
  - Wheels & Tyres .....8
  - Features & Options .....9-12
- Groups & Packages.....13
- Quick Reference Guide .....14
- Product Drill.....15
- Model Year Running Changes.....16

	Laredo	Limited	Overland	SRT8
<b>Wheelbase</b>	2,915			
<b>Overall length</b>	4,822			
<b>Overall height</b> — steel springs/Quadra-Lift™	1,781/1,764			
— aerial installed on roof adds	+220			
<b>Overall width</b> — without/with mirrors	1,943/2,154			
<b>Seating capacity</b>	5			
<b>Head room</b> — front/rear (Minimum)	960/961			
<b>Leg room</b> — front/rear	1,025/981			
<b>Shoulder room</b> — front/rear	1,491/1,474			
<b>Hip room</b> — front/rear	1,449/1,428			
<b>Cargo volume (L)</b> — seats up/seats folded	782/1,554			
<b>Track</b> — front/rear	1,628/1,634			
<b>Ground clearance (mm)</b> — steel springs/Quadra-Lift™ (NRH-OR II) <sup>(1)</sup>	218/205-270			189.4
<b>Approach angle</b> — steel springs/Quadra-Lift™ (NRH-OR II) <sup>(1)</sup> w/airdam removed	26°/25°-34°			17.9°
<b>Breakover angle</b> — steel springs/Quadra-Lift™ (NRH-OR II) <sup>(1)</sup>	19°/18°-23°			16.6°
<b>Departure angle</b> — steel springs/Quadra-Lift™ (NRH-OR II) <sup>(1)</sup>	24°/23°-27°			21.6°
<b>Water fording depth</b>	508			
<b>Overhang</b> — front/rear	887/1,020			

Note: All dimensions shown are in millimetres unless otherwise noted.  
 (1) NRH = normal ride height, OR II = Off-Road II suspension mode



Dimensions for steel spring suspension shown.



## Specifications – Performance

### 2012MY JEEP GRAND CHEROKEE

- New Feature Highlights .....2
- Specifications
  - Dimensions.....3
  - Performance.....4
  - Weights & Capacities .....5
  - Paint Colour.....6
  - Trim .....7
  - Wheels & Tyres .....8
  - Features & Options .....9-12
- Groups & Packages.....13
- Quick Reference Guide .....14
- Product Drill.....15
- Model Year Running Changes.....16

Powertrains	Laredo	Limited	Overland	SRT8
<b>Standard Engine</b>	<b>3.6L V6</b>		<b>5.7L HEMI® V8</b>	<b>6.4L SRT HEMI® V8</b>
— Power kW @ rpm	210 @ 6,350		259 @ 5,200	344 @ 6,250
— Torque N.m @ rpm	347 @ 4,300		520 @ 4,200	624 @ 4,100
— Transmission	5-speed automatic (W5A580)		6 speed automatic (65RFE)	5-speed automatic (W5A580)
<b>Optional Engine</b>	<b>3.0L turbo diesel</b>			
— Power kW @ rpm	177 @ 4,000			
— Torque N.m @ rpm	550 @ 1,800 - 2,800			
— Transmission	5-speed automatic (W5A580)			
<b>Optional Engine</b>		5.7L HEMI V8		
— Power kW @ rpm		259 @ 5,200		
— Torque N.m @ rpm		520 @ 4,200		
— Transmission		6 speed automatic (65RFE)		
<b>Drivetrain</b>	<b>4WD</b>			
<b>Fuel Consumption (L/100 km)</b>	<b>3.6L V6</b>	<b>5.7L HEMI® V8</b>	<b>3.0L turbo diesel</b>	<b>SRT8</b>
— Urban cycle	15.2	20.9	10.3	20.9
— Extra-urban cycle	8.6	10.0	7.2	10.1
— Combined cycle	11.0	14.1	8.3	14.1
— Combined CO <sub>2</sub> (g/km)	256	327	218	328
<b>Performance</b>				
— Acceleration (0-100 km/h) seconds	9.1	8.7	8.2	Sub 5
— Maximum speed (km/h)	206	224	202	255





# Specifications – Weights & Capacities

## 2012MY JEEP GRAND CHEROKEE

- New Feature Highlights .....2
- Specifications
  - Dimensions.....3
  - Performance.....4
  - Weights & Capacities .....5
  - Paint Colour.....6
  - Trim .....7
  - Wheels & Tyres .....8
  - Features & Options .....9-12
- Groups & Packages.....13
- Quick Reference Guide .....14
- Product Drill.....15
- Model Year Running Changes.....16

Capacities (L)	3.6L V6	5.7L HEMI® V8	3.0L turbo diesel	6.4L SRT8 HEMI® V8
— Fuel tank	93.5		93.1	91
— Oil with new filter	5.7	6.6		6.6
— Engine coolant	10.0	15.3		15.62
— Washer fluid	6.1		6.1	6.1
Weights (kg)				
— Kerb weight <sup>(1)</sup>	2,191 - 2,279	2,307 - 2,424	2,272 - 2,355	2,336
— Maximum permissible mass (Gross Vehicle Weight Rating)	2,949			2,948
Service & Warranty				
<b>Service</b> — Schedule	12,000 km		10,000 km	12,000 km

<sup>(1)</sup> A range of kerb weights for each engine is provided. Actual kerb weights depend upon the vehicle's equipment.

Towing Data <sup>(1)</sup>			
Engine variant	Max. Braked ATW	Max. Unbraked ATW	Max. Tongue weight
3.6L Petrol	2,268 kg	750 kg	227 kg
5.7L Petrol w/out NMC & AHC	2,268 kg	750 kg	227 kg
5.7L Petrol with NMC & AHC	3,500 kg <sup>(1)</sup>	750 kg	227 - 350 kg <sup>(2)</sup>
3.0L Diesel	3,500 kg <sup>(1)</sup>	750 kg	227 - 350 kg <sup>(2)</sup>

NMC = Heavy Duty Engine Cooling, AHC = Trailer Tow Prep Group  
 Maximum trailer towing speed is limited to 100 km/h unless local laws require a lower speed. Towing figures applicable when fitted with a genuine Mopar® towbar by an Authorised Jeep® Dealer  
<sup>(1)</sup> Weight distribution hitches are recommended for ATWs above 2,268 kg  
<sup>(2)</sup> Trailer tongue weight is subject to operating conditions - see table below

The table below provides a guide to the maximum trailer tongue weights for a given operating condition <sup>(3)</sup>	
Up to 3 occupants with luggage	350 kg
4 occupants with luggage	297 kg
5 occupants with luggage	227 kg

<sup>(3)</sup> Table provided as a guide only, using 68 kg per person plus 7 kg of luggage.  
 Note: The trailer tongue weight must be considered as part of the combined weight of occupants and cargo, and should never exceed the Gross Vehicle Weight Rating (GVWR) and/or Gross Axle Weight Ratings (GAWR) listed below.

	GVWR	Front GAWR	Rear GAWR
All variants	2,949 kg	1,452 kg	1,678 kg





# Specifications – Paint Colour

## 2012MY JEEP GRAND CHEROKEE

- New Feature Highlights .....2
- Specifications
  - Dimensions.....3
  - Performance.....4
  - Weights & Capacities .....5
  - Paint Colour.....6
  - Trim .....7
  - Wheels & Tyres .....8
  - Features & Options .....9-12
- Groups & Packages..... 13
- Quick Reference Guide ..... 14
- Product Drill.....15
- Model Year Running Changes..... 16

Exterior colours	Interior colours			
	Laredo	Limited	Overland	SRT8
	Black			
Bright Silver (Metallic)	X	X	X	X
Mineral Grey (Metallic)	X	X	X	X
Brilliant Black (Crystal Pearl)	X	X	X	X
Black Forrest Green* (Pearl)	X	X	X	
True Blue* (Pearl)	X	X	X	
Winter Chill* (Pearl)	X	X	X	
Maximum Steel* (Metallic)	X	X	X	
Stone White	X	X	X	
Deep Cherry Red (Crystal Pearl)	X	X	X	X

\*Late availability

### Exterior paint colours



Deep Cherry Red



Winter Chill



Brilliant Black



True Blue



Mineral Grey




Black Forest Green



Maximum Steel



Bright Silver



Stone White





# Specifications – Trim

## 2012MY JEEP GRAND CHEROKEE

- New Feature Highlights .....2
- Specifications
- Dimensions.....3
- Performance.....4
- Weights & Capacities .....5
- Paint Colour.....6
- Trim .....7
- Wheels & Tyres .....8
- Features & Options .....9-12
- Groups & Packages.....13
- Quick Reference Guide .....14
- Product Drill.....15
- Model Year Running Changes.....16

### Interior trims

#### LAREDO



Sheldon/Wallace II cloth – Black (Standard on Laredo)



Sheldon/Wallace cloth – Medium Graystone (Available on Laredo)



Black Comodo Elm (Standard on Laredo)

#### LIMITED



Capri leather/Capri vinyl trim – Black (Standard on Limited)



Capri leather/Capri vinyl trim – Light Frost Beige (Available on Limited)



Sicilian Elm (Standard on Limited)

#### OVERLAND



Ventilated axis perforated Nappa leather trim and caprice with protein vinyl with accent-colour piping – Black (Standard on Overland)



Axis perforated Nappa leather trim and caprice with protein vinyl with accent-colour piping – Light Frost Beige (Available on Overland)



Ventilated axis perforated Nappa leather trim and caprice with protein vinyl with accent-colour piping – New Saddle (Available on Overland)



Black Olive Ash Burl only available with 3.0L CRD Engine with Black leather



Medium Olive Ash Burl not available with 3.0L CRD Engine with Black leather – Available for other trim/engine options



## Specifications – Wheels & Tyres

### 2012MY JEEP GRAND CHEROKEE

- New Feature Highlights .....2
- Specifications
  - Dimensions.....3
  - Performance.....4
  - Weights & Capacities .....5
  - Paint Colour.....6
  - Trim .....7
  - Wheels & Tyres .....8
  - Features & Options .....9-12
- Groups & Packages.....13
- Quick Reference Guide .....14
- Product Drill.....15
- Model Year Running Changes.....16

Wheels and Tyres	Laredo	Limited	Overland	SRT8
<b>Wheel size, material</b>	18 x 8-inch polished aluminium	20 x 8-inch painted aluminium		20 x 10-inch forged aluminium
<b>Tyre size</b> — front/rear	Kumho 265/60R18 Solus KL21 all-season	Kumho 265/50R20 Solus KL21 all-season		Pirelli 295/45/ZR20 BSW all-season run flat
<b>Spare tyre</b>	Full size spare			Compact spare
<b>Steering</b>				
<b>Type</b>	rack-and-pinion			
<b>Overall ratio</b>	18.7:1			17.5:1
<b>Turning diameter (m)</b>	11.6			11.3
<b>Brakes</b>				
<b>Disc (mm)</b> — front	350 x 32 ventilated			380 x 34 ventilated
— rear	330 x 22 ventilated			350 x 28 ventilated
<b>Calipers (mm)</b> — front	48, dual-piston floating			Fixed 6 piston caliper
— rear	48, single-piston floating			Fixed 4 piston caliper



265/60R18 Kumho Solus KL21 all-season  
18-inch polished aluminium



265/50R20 Kumho Solus KL21 all-season  
20-inch painted aluminium



295/45/ZR20 Pirelli BSW all-season run flat  
20-inch forged aluminium







# Features & Options

## 2012MY JEEP GRAND CHEROKEE

New Feature Highlights .....2

Specifications

- Dimensions.....3
- Performance.....4
- Weights & Capacities .....5
- Paint Colour.....6
- Trim .....7
- Wheels & Tyres .....8
- Features & Options .....9-12

Groups & Packages.....13

Quick Reference Guide .....14

Product Drill.....15

Model Year Running Changes.....16

Grand Cherokee			
Laredo	Limited	Overland	SRT8

<b>4WD systems</b>	— Quadra-Trac® II active full-time (MP3023 transfer case)	•	•		
	— Quadra-Drive® II active full-time, includes MP3023 transfer case and Electronic Limited-Slip Differential for the rear axle (Packaged with Off-Road Adventure II)	P	P	•	
	— Quadra Trac active on demand (MP3010)				•
<b>Active head restraints</b>	— Automatically move up and forward in the event of a rear-end collision to help protect front-seat occupants from whiplash injury	•	•	•	•
<b>Air bags<sup>(1)</sup></b>	— Advanced multi-stage, driver and front passenger inflate with a force appropriate to the severity of the frontal or near frontal impact	•	•	•	•
	— Advanced side-curtain provides additional protection to front and rear outboard occupants in the event of a rollover	•	•	•	•
	— Advanced supplemental front seat-mounted side air bags, provide additional protection in the event of a side impact collision	•	•	•	•
	— Driver inflatable knee-bolster air bag	•	•	•	•
<b>Air conditioning</b>	— Dual-zone Automatic Temperature Control (ATC), includes infrared sensors and rear seat outlets	•	•	•	•
<b>Assist handles</b>	— For front and rear passenger with integrated reading lamp	•	•	•	•
<b>Axle ratios</b>	— 3.09:1	•	•		
	— 3.45:1 (packaged with Off-Road Adventure II or 5.7L V8 and 3.0L TD)	P	P	•	
	— 3.70:1				•
<b>Blind Spot Monitoring system</b>	— Warns the driver when another vehicle enters side blind spots			•	•
<b>Brake-park interlock</b>	— Cannot shift out of 'Park' gear unless brake pedal is applied	•	•	•	•
<b>Brakes<sup>(2)</sup></b>	— 4-wheel disc anti-lock brake system (ABS)	•	•	•	•
	— Ready Alert Braking; helps reduce stopping distance in an emergency situation	•	•	•	•
	— Rain Brake Support; occasionally lightly pulsates the brakes to clear residual water	•	•	•	•
<b>Cargo area</b>	— Carpeted, includes luggage compartment scuff plate, removable waterproof load floor panel with 4 cargo tie-down loops in floor, cargo compartment cover, cargo trim panel with passenger side storage net, removable/rechargeable torch, 2 driver-side utility hooks, 2 removable storage bins, jack, tools, and spare wheel	•	•	•	•
<b>Child seat anchor system</b>	— Upper tether anchors help ease the installation of compatible aftermarket seats	•	•	•	•
<b>Consoles</b>	— Overhead front with two aimable LED map lamps, two dome lamps, sunglasses storage bin, and power sunroof/sunshade controls (when equipped)	•	•	•	•
	— Full-length front floor console with two illuminated cup holders with removable/washable liners, non-locking armrest storage with interior 12V power outlet and illuminated USB connection, console lid tissue holder and storage tray. Rear of console features A/C vent controls, rear seat heat controls (if equipped) and video jacks (if equipped)	•	•	•	•
<b>Cruise control</b>	— Electronic with steering wheel-mounted controls	•	•		
	— Adaptive cruise control system detects vehicles ahead and automatically adjusts cruising speed to maintain a consistent following distance			•	•
<b>Door locks</b>	— Child-protection rear	•	•	•	•
	— Power with illuminated controls, programmable	•	•	•	•
<b>Electronic Stability Control (ESC)<sup>(2)</sup></b>	— includes Brake Assist, All-speed Traction Control (ASTC), Electronic Roll Mitigation (ERM), Rain Brake Support, Ready Alert Braking and Trailer Sway Control (TSC)	•	•	•	•
<b>Electronic Vehicle Information Centre (EVIC)</b>	— Equipped with customer-programmable features including language, Metric/U.S. measures, door locks, memory (if equipped), remote/illuminated entry, headlamp and wiper functions, service intervals, compass/temperature display, and trip computer	•	•	•	•
<b>Enhanced Accident Response System (EARS)</b>	— Turns on interior lamps, unlocks the doors, turns on the hazard flashers, initiates fuel and engine shut off in the event of an accident where air bags are deployed	•	•	•	•

Next





# Features & Options

## 2012MY JEEP GRAND CHEROKEE

- New Feature Highlights .....2
- Specifications
- Dimensions.....3
- Performance.....4
- Weights & Capacities .....5
- Paint Colour.....6
- Trim .....7
- Wheels & Tyres .....8
- Features & Options .....9-12
- Groups & Packages.....13
- Quick Reference Guide .....14
- Product Drill.....15
- Model Year Running Changes.....16

Grand Cherokee			
Laredo	Limited	Overland	SRT8

<b>Exhaust system</b>	— Single rear exhaust on right side with bright tip	•	•		
	— Dual rear exhaust with bright tips (Packaged with 5.7L V8 and 3.0L TD)	P	P	•	•
<b>Forward Collision Warning</b>	— Alerts driver with visual warning in EVIC			•	•
<b>Floor mats</b>	— Front and rear	•	•	•	•
<b>Glass</b>	— Sunscreen glass - With UVA and UVB protection	•			
	— Deep tint sunscreen glass - factory tint from the B-pillar rearwards		•	•	•
<b>Hill Descent Control (HDC)</b>	— Button located to left of Selec-Terrain dial	•	•	•	
<b>Hill Start Assist (HSA)</b>	— Prevents vehicle from rolling back for 2 seconds when starting vehicle on an incline	•	•	•	•
<b>Jeep® memory system</b>	— Radio station presets, last station settings, driver's seat position, exterior mirrors, power tilt/telescoping steering wheel settings for two drivers, actuated from driver's door panel for each unique key-fob		•	•	•
<b>Keyless Enter-N-Go</b>	— Keyless proximity entry system with push button ignition	•	•	•	•
<b>Liftgate</b>	— Rear fixed intermittent wiper/washer, flipper glass, electric defroster	•	•		
	— Power operated via key-fob, overhead console or rear cargo area controls (Packaged with Luxury Group II)		P	•	•
<b>Lighting</b>	— Round front fog lamps integrated with front fascia, and rear fascia integrated fog lamps	•	•	•	
	— Premium fog lamps				•
	— Automatic headlamps (ON/OFF) actuates when ambient light is at low levels, includes headlamps-on-with-wipers	•	•	•	•
	— Bi-Xenon High Intensity Discharge (HID) headlamps includes automatic headlamp levelling system and headlamp washers	•	•	•	•
	— Daytime Running Lamps (DRL), dedicated lamps operate automatically to be prominent during daytime conditions	•	•	•	•
	— SmartBeam™ auto-dipping high-beam headlamp system	•	•	•	•
<b>Mirrors</b>	— Power-folding body-coloured heated exterior mirrors heated and auto-dimming function	•			
	— Power-folding body-coloured exterior mirrors with memory, heated and auto-dimming functions		•	•	•
	— Auto-dimming rearview with microphone	•	•	•	•
<b>ParkSense® park assist system<sup>(3)</sup></b>	— Front and rear parking assistance system with sensors and audio-visual indicators		•	•	•
<b>ParkView™ reversing camera<sup>(4)</sup></b>	— Rear-mounted camera with 16.5 cm display activated when vehicle is shifted into reverse	•	•	•	•
<b>Power locking fuel filler door</b>		•	•	•	•
<b>Power outlet</b>	— 12-volt power outlets located in instrument panel, rear cargo area and centre console	•	•	•	•
<b>Rear Cross Path Detection</b>	— While reversing, Rear Cross Path Detection alerts the driver when another vehicle approaches			•	•
<b>Roof rack</b>	— Bright side roof rails	•	•	•	
<b>Black roof moulding</b>					•
<b>Seat belts</b>	— Height-adjustment, turning loops, pre-tensioning and load-limiting retractors for front shoulder belts, front and rear lap/shoulder belts	•	•	•	•
<b>Seating</b>	— Sheldon cloth low-back bucket seats with Wallace II cloth bolsters	•			
	— Capri leather low-back bucket seats with Capri vinyl bolsters		•		
	— Nappa leather low-back bucket seats with axis perforated Nappa leather trim			•	
	— Leather low back bucket seats with preferred suede				•
	— 8-way power driver seat	•	•	•	•
	— 8-way power passenger seat	•	•	•	•
	— Power 4-way driver and front passenger lumbar adjustment	•	•	•	•
	— Heated front seats	•	•	•	•





# Features & Options

## 2012MY JEEP GRAND CHEROKEE

- New Feature Highlights .....2
- Specifications
  - Dimensions.....3
  - Performance.....4
  - Weights & Capacities .....5
  - Paint Colour.....6
  - Trim .....7
  - Wheels & Tyres .....8
  - Features & Options .....9-12
- Groups & Packages.....13
- Quick Reference Guide .....14
- Product Drill.....15
- Model Year Running Changes.....16

Grand Cherokee			
Laredo	Limited	Overland	SRT8

<b>Seating (continued)</b> — Heated second-row seats		•	•	•
— Ventilated front seats			•	•
— Rear 60/40 single-action split-folding seat backs with three height-adjustable head restraints, fold out armrest with cup holders	•	•	•	•
<b>Security alarm</b> — Monitors doors, flipper glass and liftgate; includes Sentry Key® engine immobiliser	•	•		
<b>Security alarm, deluxe</b> — Monitors doors, flipper glass and liftgate; includes Sentry Key engine immobiliser and interior intrusion sensor			•	•
<b>Selec-Terrain™ system</b> — Floor console dial allows adjustment of five traction control settings: Automatic, Sport, Snow, Sand/Mud, Rock	•	•	•	
<b>Selec-Track system</b> — Allows the driver to choose among five dynamic modes: Auto, Sport, Tow, Track, and Snow				•
<b>Sentry Key</b> — Electronic transponder in key determines if valid key is being used to start vehicle	•	•	•	•
<b>Steering wheel</b> — Leather-wrapped with audio, trip computer, EVIC, voice-recognition, cruise controls and tilt/telescopic adjust (Power adjustable w/Limited)	•	•		•
— Wood and leather-wrapped with audio, trip computer, EVIC, voice-recognition, cruise controls and power tilt/telescopic adjust			•	
— Heated (Packaged with Luxury Group II)		P	•	•
<b>Steering wheel mounted shift control</b>				•
<b>Sun visors</b> — Dual with illuminated vanity mirrors	•	•	•	•
<b>Sunroof</b> — CommandView® panoramic dual pane includes full power sunroof with power sunshade in front with fixed glass in the rear (Not available with rear seat video system)	O	O	•	O
— Power sunroof - single pane (Included with Rear DVD Entertainment Centre option)		P	P	P
<b>Suspension</b> — — Short/long arm (SLA) independent front suspension, twin-tube spring-over shock absorbers, front stabiliser bar, multi-link independent rear suspension with Nivomat® load levelling shock absorbers (N/A with Quadra-Lift™)	•	•		
— Quadra-Lift™ air suspension system features air springs which replace conventional coil springs at each wheel, features five modes totalling 100 mm of travel: Park Mode, Aero Mode, Normal Ride Height, Off-Road I and Off-Road II buttons located on right side of Selec-Terrain™ control console allow operation of driver-selectable modes	O	O	•	
— Active damping suspension Front — Short- and long-arm independent (SLA), coil springs, Bilstein Adaptive Damping Suspension (ADS), upper- and lower-control arms (“A” arms), stabilizer bar Rear — Multi-link rear suspension, coil spring, Bilstein Adaptive Damping Suspension (ADS), aluminum lower control arm, independent upper links (tension and camber) plus a separate toe link, stabilizer bar				•
<b>Tyre Pressure Monitoring (TPM) warning lamp</b>	•			
<b>Tyre Pressure Monitoring (TPM) display</b>		•	•	•
<b>Tyres</b> — Kumho 265/60R18 Solus KL21 all-season	•			
— Kumho 265/50R20 Solus KL21 all-season		•	•	
— Pirelli 295/45ZR20 BSW all-season				•
— Run flat tyres				•
— Spare Kumho 245/65R18 KL21	•	•	•	
— Full size spare tyre	•	•	•	
— Compact spare tyre				•





# Features & Options

## 2012MY JEEP GRAND CHEROKEE

- New Feature Highlights .....2
- Specifications
- Dimensions.....3
- Performance.....4
- Weights & Capacities .....5
- Paint Colour.....6
- Trim .....7
- Wheels & Tyres .....8
- Features & Options .....9-12
- Groups & Packages.....13
- Quick Reference Guide .....14
- Product Drill.....15
- Model Year Running Changes.....16

Grand Cherokee			
Laredo	Limited	Overland	SRT8

<b>Uconnect™ Multimedia</b> — Media Centre 430 CD/DVD/MP3/HDD radio (RB2) - 16.5 cm touch screen, 40 GB hard drive, UConnect Phone, Voice Command and Audio Jack	•	•		
— Media Centre 730N (RHP) - 16.5 cm touch screen, 40 GB hard drive, GPS navigation with voice command, audio jack. (Packaged with Luxury Group II)			•	•
— Voice Command <sup>(6)</sup> with Bluetooth®, hands-free calling and Address Sync	•	•	•	•
— 6-speakers	•			
— Alpine® premium audio system with 9-speakers plus subwoofer and 506-watt amplifier		•	•	•
— SRT High Performance Audio - 19 high performance speakers and 825 amplifier				O
<b>Wheels</b>				
— 18 x 8-inch polished aluminium	•			
— 20 x 8-inch painted aluminium		•	•	
— 20x10 inch forged aluminium				•
<b>Windows</b>				
— Power driver's lockout with 1-touch open/close and anti-pinch feature	•	•	•	•
<b>Windscreen wipers</b> — Rain-sensitive automatic wiper system	•	•	•	•

• = Included. O = Optional. P = Available within package noted. O/P = Item is a freestanding option and is also available in a package group.

Previous



<sup>(1)</sup> Always use seat belts. Children 12 and under should always be in a backseat correctly using an infant or child restraint system, or the seat belt positioned correctly for the child's age and weight.

<sup>(2)</sup> No system, no matter how sophisticated, can repeal the laws of physics or overcome careless driving actions. Performance is limited by available traction which snow, ice and other conditions can affect. When the ESC warning lamp in the speedometer flashes, the driver needs to use less throttle and adapt speed and driving behavior to prevailing road conditions. Always drive carefully, consistent with conditions. Always wear your seat belt.

<sup>(3)</sup> Detects most obstacles. As with all electronically controlled systems, care is advised.

<sup>(4)</sup> Always check entire surroundings before reversing.

<sup>(5)</sup> Never program while driving. GPS mapping may not be detailed in all areas or reflect current road regulations. See your dealer for details.

<sup>(6)</sup> Must use Bluetooth® compatible phone.



# Groups & Packages

## 2012MY JEEP GRAND CHEROKEE

- New Feature Highlights .....2
- Specifications
  - Dimensions.....3
  - Performance.....4
  - Weights & Capacities .....5
  - Paint Colour.....6
  - Trim .....7
  - Wheels & Tyres .....8
  - Features & Options .....9-12
- Groups & Packages.....13
- Quick Reference Guide .....14
- Product Drill.....15
- Model Year Running Changes.....16

	Grand Cherokee			
	Laredo	Limited	Overland	SRT8
<b>Luxury Group II</b> — Power liftgate and heated steering wheel, Media Centre 730N CD/DVD/HDD/NAV radio		O		
<b>Off-Road Adventure II</b> — Fuel tank, transfer case, underbody and front suspension skid plates. Quadra-Drive™ II 4WD system, rear Electronic Limited Slip Differential (ELSD), 3.45 axle ratio, 230mm rear axle, 265/60/R18 Kumho Solus KL21 all-season tyres, Quadra lift air suspension, trailer tow prep group; 220 amp alternator (5.7L engine), Heavy duty engine cooling (5.7L engine), 18 x 8-inch polished aluminium wheels (not available on 3.6L V6)	O	O	O	
<b>Rear DVD Entertainment Centre</b> — Power sunroof (deletes dual-pane panoramic sunroof), rear overhead console with 9-inch LCD screen, remote control and 2-folding headsets		O	O	O

• = Included. O = Optional. P = Available within package noted. O/P = Item is a freestanding option and is also available in a package group.



### 2012MY JEEP GRAND CHEROKEE

- New Feature Highlights .....2
- Specifications
  - Dimensions.....3
  - Performance.....4
  - Weights & Capacities .....5
  - Paint Colour.....6
  - Trim .....7
  - Wheels & Tyres .....8
  - Features & Options .....9-12
- Groups & Packages.....13
- Quick Reference Guide .....14
- Product Drill.....15
- Model Year Running Changes.....16

#### Standard Features

- Advanced multi-stage driver and front-passenger, front seat mounted side, side-curtain air bags and drivers knee-bolster air bag
- 4-wheel disc with anti-lock brake system (ABS)
- Electronic Stability Control (ESC) with Brake Assist, All-speed Traction Control (ASTC), Electronic Roll Mitigation (ERM), Rain brake support, Ready alert braking and Trailer Sway Control (TSC)
- Sentry Key® anti-theft engine immobiliser
- Dual-zone automatic temperature control (ATC) with air filtration system
- Media centre 430 CD/DVD/MP3/HDD radio - 16.5 cm touch screen, 40 GB hard drive, Voice Command with Bluetooth® and Audio Jack (with navigation on Overland)
- 6-speaker audio system (Laredo) or Alpine® premium audio system with 9-speakers with subwoofer and 506-watt amplifier (Limited, Overland)
- 18-inch polished aluminium wheels (std Laredo)
- 20-inch painted aluminium wheels (std Limited, Overland and SRT8)
- Tyre Pressure Monitoring (TPM) systems
- Electronic Vehicle Information Centre (EVIC)
- Bright side roof rails (black moulding for SRT8)
- Quadra-Trac® II or Quadra-Drive® II four-wheel drive system
- Hill Descent Control (HDC)(not avail on SRT8) and Hill Start Assist (HSA)
- Selec-Terrain™ system (not avail on SRT8)

Colour Availability	Laredo	Limited	Overland	SRT8
<b>Exterior colours</b>	<b>Black</b>			
Bright Silver (Metallic)	X	X	X	X
Mineral Grey (Metallic)	X	X	X	X
Brilliant Black (Crystal Pearl)	X	X	X	X
Black Forrest Green* (Pearl)	X	X	X	
True Blue* (Pearl)	X	X	X	
Winter Chill* (Pearl)	X	X	X	
Maximum Steel* (Metallic)	X	X	X	
Stone White	X	X	X	
Deep Cherry Red (Crystal Pearl)	X	X	X	X

Fuel Consumption (L/100 km)				
Engine	3.6L V6	5.7L HEMI V8	3.0L turbo diesel	6.4L SRT8 HEMI V8
— Urban cycle	16.1	21.1	10.3	20.9
— Extra-urban cycle	8.8	10	7.2	10.1
— Combined cycle	11.4	14.1	8.3	14.1
— CO <sub>2</sub> (g/km)	265	327	265	326

Engine	Laredo	Limited	Overland	SRT8
<b>Standard Engine</b>	<b>3.6L V6</b>		<b>5.7L HEMI® V8</b>	<b>6.4L SRT HEMI® V8</b>
— Power kW @ rpm	210 @ 6,350		259 @ 5,200	344 @ 6,250
— Torque N.m @ rpm	347 @ 4,300		520 @ 4,200	624 @ 4,100
— Transmission	5-speed automatic (W5A580)		6 speed automatic (65RFE)	5 speed automatic (W5A580)
<b>Optional Engine</b>	<b>3.0L turbo diesel</b>			
— Power kW @ rpm	177 @ 4,000			
— Torque N.m @ rpm	550 @ 1,800 - 2,800			
— Transmission	5-speed automatic (W5A580)			
<b>Optional Engine</b>			<b>5.7L HEMI V8</b>	
— Power kW @ rpm			259 @ 5,200	
— Torque N.m @ rpm			520 @ 4,200	
— Transmission			6 speed automatic (65RFE)	
<b>Drivetrain</b>	<b>4WD</b>			
<b>Wheelbase</b>				2,915
<b>Overall length</b>				4,822
<b>Overall height</b>	— steel/air suspension			1,781/1,764
	— aerial installed on roof adds			+220
<b>Overall width</b>				1,943
<b>Seating capacity</b>				5
<b>Head room</b>	— front/rear			966/961
<b>Leg room</b>	— front/rear			1,025/981
<b>Shoulder room</b>	— front/rear			1,491/1,474
<b>Hip room</b>	— front/rear			1,449/1,428
<b>Cargo volume (L)</b>	— seats up/seats folded			782/1,554
<b>Track</b>	— front/rear			1,628/1,634
<b>Ground clearance</b>	— steel/Quadra-Lift™ (NRH) <sup>(1)</sup>		218/205	189.4
<b>Approach angle</b>	— steel/Quadra-Lift™ (NRH) <sup>(1)</sup>		26°/25°	17.9°
<b>Breakover angle</b>	— steel/Quadra-Lift™ (NRH) <sup>(1)</sup>		19°/18°	16.6°
<b>Departure angle</b>	— steel/Quadra-Lift™ (NRH) <sup>(1)</sup>		24°/23°	21.6°
<b>Water fording depth</b>				508
<b>Overhang</b>	— front/rear			887/1,020

All measurements are in millimetres unless otherwise noted.

<sup>(1)</sup> NRH = normal ride height



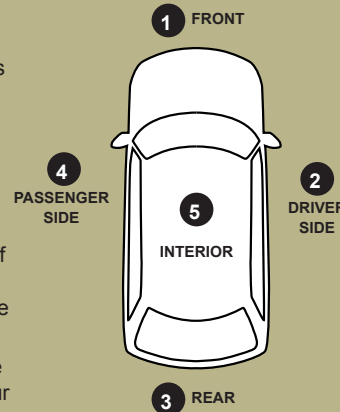
## Product Drill

### 2012MY JEEP GRAND CHEROKEE

New Feature Highlights .....	2
Specifications	
Dimensions .....	3
Performance .....	4
Weights & Capacities .....	5
Paint Colour .....	6
Trim .....	7
Wheels & Tyres .....	8
Features & Options .....	9-12
Groups & Packages .....	13
Quick Reference Guide .....	14
Product Drill .....	15
Model Year Running Changes .....	16

The Product Drill will help you present – in just a few short minutes – the features of the vehicle. This method of presentation is great for a quick key features presentation when a customer is short on time. It is also a great way to practise a feature presentation with the aim of familiarising yourself with a new vehicle. Here are some tips to keep in mind:

- Start at the front of the vehicle and guide your customer through the five vehicle stations
- At the end of the presentation, ask if the customer has a little more time for a customised presentation, or perhaps a demonstration drive
  - If the customer is intrigued by the features mentioned in the Product Drill presentation and wants more information, be sure to ask polite questions aimed at determining their SUVPS (Safety/Security, Utility, Value, Performance, Styling) buyer motivations. This will allow you to focus on the features that matter most to your customer



### 1 Front

- All-new sophisticated exterior styling with sculpted body, athletic profile and classic seven-slot grille
- SmartBeam™ intelligent headlamp system
- Choice of four powerful engines — all-new 3.6L VVT DOHC V6 petrol, 3.0L DOHC V6 turbo diesel, 5.7L VVT V8 petrol with MDS or 6.4L SRT HEMI® V8
- Three full-time four-wheel-drive systems (Quadra-Trac® II and Quadra-Drive® II, Quadra Trac Active on demand)
- Selec-Terrain™ system or Selec Trac system
- All-new front and rear independent suspension with excellent approach, breakover and departure angles
- Available Quadra-Lift™ air suspension system

### 2 Driver Side

- Keyless Enter-N-Go
- Available Forward Collision Warning System
- ESC with Electronic Roll Mitigation, Hill Start Assist, All-Speed Traction Control, Rain brake support, Ready alert braking, Trailer Sway Control and Hill Descent Control
- Available Blind Spot Monitoring system with Rear Cross Path Detection
- Jeep® memory system
- Available Adaptive Cruise Control

### 3 Rear

- Available new power liftgate
- Impressive towing capacities
- Large flexible cargo capability with added storage

### 4 Passenger Side

- Front active head restraints
- Power locking fuel filler door
- 60/40 split-folding rear seat with improved leg room and 12-degree recline

### 5 Interior

- World-class interior featuring premium soft touch materials, LED lighting, black monotone upholstery and available Nappa leather
- Standard heated front seats and available heated rear seats, ventilated front seats and heated steering wheel
- Available CommandView® dual-pane panoramic sunroof
- Uconnect Media Centre with hands-free phone and available navigation
- Available Alpine® premium audio system





# Model Year Running Changes



## 2012MY JEEP GRAND CHEROKEE

New Feature Highlights .....2

Specifications

  Dimensions.....3

  Performance.....4

  Weights & Capacities .....5

  Paint Colour.....6

  Trim .....7

  Wheels & Tyres .....8

  Features & Options .....9-12

Groups & Packages.....13

Quick Reference Guide .....14

Product Drill.....15

Model Year Running Changes.....16

Entry Date	Subject	Change Details	To - From Production Date

